




SEALING PLUGS



General information

Product description

The PSI plug is a sealing device consisting of two half shells. It is especially designed to seal cables and pipes passing through walls and ceilings. Due to the large variety of sizes and rubber types, you can use this sealing plug for almost any pipe or cable. The installation is fast and simple and can be done without the use of special tools as the plug is just hammered in the annular space. The profiled design of the plug makes installation easy and ensures a pressure tightness up to 3 bar.

The relevant test certificates are available. All PSI plugs are manufactured from high quality rubber and are highly resistant to abrasion. We can supply plugs with five different rubber types to ensure suitability for all industry sectors, such as construction, marine power and offshore.

Advantages

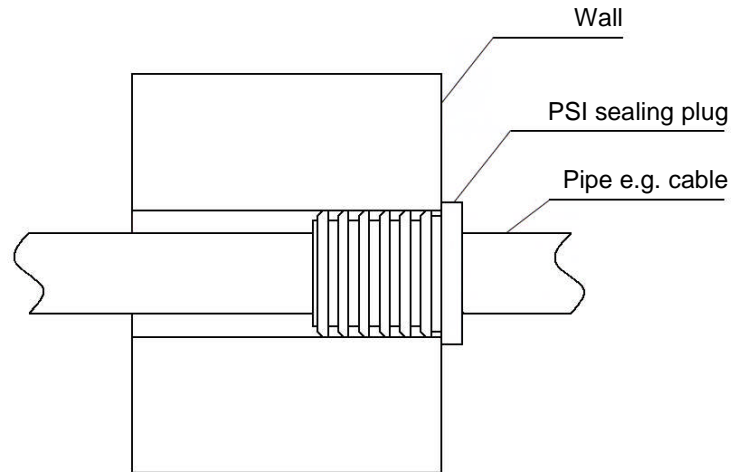
- pressure tight up to 3 bar
- easy installation
- large range of application
- noise absorbing
- fire retarding qualities
- vibration absorbing
- no electrical conduit
- high resistance to abrasion
- can be installed horizontally and vertically
- several rubber qualities with chemical resistance

CERTIFICATES		
Application	Certified by	Value
Pressure	Lloyd's	3 bar
Fire/construction	Warrington	120 minutes
Fire/construction (PVC pipes)	Warrington	60 minutes
Fire/marine	IMO Regulations	60 minutes

Application range

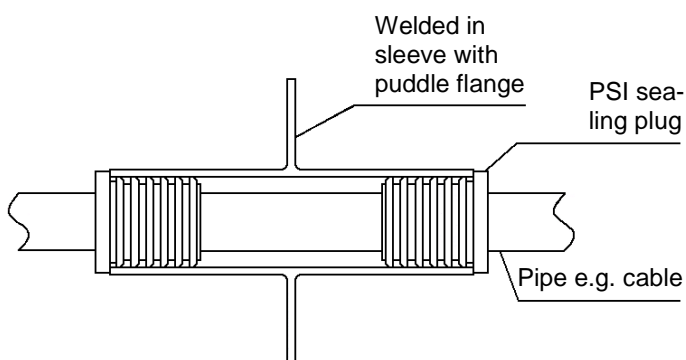
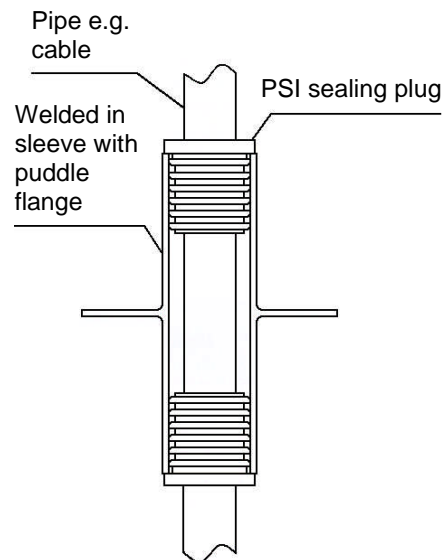
Sealing a wall opening

The plug can be used in a core drilled hole if the surface is in a good shape. The plug is hammered in the annular space from the outside of the wall. A pressure tightness of 3 bar can be achieved. The plug can also be used in wall sleeves of different materials (PVC, ASTM, DIN...)



Sealing in ship building industry

The plugs are installed from both sides in a welded sleeve situated in a wall or a deck. In these cases you will use the high fire retardant rubber FS. Fire resistance of 60 minutes was tested and certified according to the IMO Fire Test Procedure Code Annex 1, part 3. The welded in sleeve will then be wrapped with rockwool.








Selection of types and rubber quality

For use in PVC sleeves	
PVC I.D.Ø (mm)	Pipe/cable min - max (mm)
25,6	05-11
33,6	05-20
43,6	05-28
68,6	20-50
103,6	30-74
118,6	60-94
152,0	86-124
190,2	124-152
237,6	150-182

For use in core drilled holes/aluminium sleeves	
Core drilled hole I.D. (mm)	Pipe/cable min - max (mm)
25,6	05-11
35	05-15
40	05-22
50	05-33
60	20-40
70	22-50
80	30-56
90	30-62
100	30-64
125	40-90
150	60-124
200	100-160
250	150-200

For use in DIN steel sleeves	
Steel I.D.Ø (mm)	Pipe/cable min - max (mm)
37,2	05-18
54,5	15-34
82,5	30-60
107,1	50-82
131,7	70-100
159,3	80-124
207,3	122-162
260,4	150-200

For use in ASTM steel sleeves	
Core drilled hole I.D. (mm)	Pipe/cable min - max (mm)
52,5	15-30
77,9	20-50
102,3	30-70
128,1	50-94
154,1	60-120
202,7	80-160
254,4	100-200

Rubber quality				
	Material	Colour	Temperature range	Characteristics
	EPDM (001)	Black	-25°C / +110°C	Standard rubber for gas and water tight sealings
	Nitrile (003)	Blue	-25°C / +110°C	Resistant to hydrocarbons and greases
	FS (002)	Red	-30°C / +120°C	Highly retarding rubber
	Silicone (004)	Brown	-60°C / +200°C	For high/low temperatures
	Viton (005)	Green	-25°C / +200°C	High resistance against chemicals

How to find the right type

5 steps to find the right type of PSI plug

1. Find out which kind of wall opening you have?

The cable/pipe will be passed through which sleeve or core drilled hole?

- PVC-sleeve
- Core drilled hole/aluminium sleeve (DH-AP)
- DIN Steel sleeve
- ASTM sleeve

2. Determine the I.D. of the opening

It is very important to check the exact I.D. of the opening as this corresponds to the O.D. of the PSI sealing plug.

Example: PVC sleeve diameter 110 mm with a wall thickness of 3,2 mm.

The I.D. will be 103,6 mm. This is also the O.D. of the correct sealing plug.

3. Determine the O.D. of the cable or pipe

The O.D. of the cable or pipe corresponds to the I.D. of the sealing plug. The diameter can be rounded down to whole millimeters. For example 20,6 = 20 mm. By doing this you ensure a safe and correct sealing.

The PSI sealing plug systems shows a minimum to maximum opening range per diameter. This range shows the smallest possible pipe/cable and the largest one. For the serial 103,6 mm the smallest is 30 mm and the largest is 74 mm.

4. Which rubber is the right one?

The PSI sealing plug is available in 5 rubber qualities. EPDM for standard applications in the gas and water, Viton for chemicals resistance ect.

5. Summary

The description of the PSI sealing plug consists of 3 elements:

1. I.D. of the core drilled hole or sleeve = Dimension indicated on the plug
2. O.D. of the cable or pipe
3. Rubber quality

Example: You have a pipe with an O.D. of 50 mm and a PVC sleeve (diam. 110 mm). The sealing shall be gas and water tight: 103,6/50 EPDM.